



POWERING KENYA SINCE 2007

About Us

FINLAY WIRES AND CABLES is a leading manufacturer of a wide range of PVC electrical insulated wiring cables, Power cables, Welding cables, Submersible cables, Flexible cables, Battery cables & Automotive cables.

We have been in operation well over 11 years in servicing domestic, commercial and industrial users locally and regionally.

Our state of the art manufacturing plant is located at the heart of Nairobi's Industrial Area.

We incorporate the following features and characteristics;

- Tested under strict laboratory procedures to ensure quality.
- Manufactured using 99.9% pure copper from Zambia (ZAMEFA) and PVC materials sourced locally/internationally to ensure high conductivity and insulation.
- Compliance with relevant KEBS (KS) and BS standards.

The company has a team of dedicated and experienced people who are consistently working to upgrade the product technology. Our Research & Development capabilities, emphasize on upgrading the technology used in our production process to drive productivity and give best quality cables.

Vision

To continuously evolve by challenging past achievements and setting new benchmarks as a producer of high quality electrical cables.

Mission

To create value and delight our customers through continuous development of innovative products.

CONTENTS

A. House wiring cables

B. Flexible cables and cords

C. Power cables

D. Welding cables

E. Submersible cables

HOUSE WIRING CABLES



REF: 6491X
Standards: KS453, KS-187, KS EAS114
Voltage rating: 300/500V for 1.0mm²
 450/750V for > 1mm²

Application: These are cables intended to be drawn in trunking or conduits but may also be used in protected installations such as control panel boards or switch gears.

Maximum operating temperature: 70°C

Core Colours: Red, Black, Green-Yellow. Other colours available on order.
 The conductor is made of Solid (class1) or Stranded (class2) and PVC Insulated.




Below are conductor sizes and parameters.

| REF: | Nominal cross-section area (mm ²) | Insulation Thickness (mm) | Number/diameter of strands No/mm | Conductor/resistance at 20°C in Ω/km | Current carrying capacity of cables in AMP. | Overall diameter (OD) mm | APP WEIGHT Gm/mtr |
|---------------------|---|---------------------------|----------------------------------|--------------------------------------|---|--------------------------|-------------------|
| 6941X | 300/500V cables | | | | | | |
| | 1.0mm | 0.6 | 1/1.13 | 18.1 | 10 | (2.4-2.5) | 14 |
| | 450/750V cables | | | | | | |
| | 1.5mm ² | 0.7 | 1/1.39 | 12.1 | 13 | (2.8-2.9) | 20 |
| | 2.5mm ² | 0.8 | 7/0.674 | 7.41 | 19 | (3.6-3.7) | 33 |
| | 4.0mm ² | 0.8 | 7/0.85 | 4.61 | 23 | (4.0-4.1) | 47 |
| | 6.0mm ² | 0.8 | 7/1.04 | 3.08 | 30 | (4.7-4.8) | 69 |
| | 10.0mm ² | 1.0 | 7/1.35 | 1.83 | 41 | (6.1-6.2) | 116 |
| 16.0mm ² | 1.0 | 7/1.70 | 1.15 | 54 | (7.1-7.2) | 176 | |

PVC insulated and PVC sheathed flat cables

REF: 6192Y (TWIN FLAT)
6242Y (TWIN WITH EARTH)
Standards: KS453, EAS114, KS187
Voltage rating: 300/500V



Application: Used for house wiring and light industrial wiring. The cable is usually clipped on walls or may be drawn in tray or ducts where mechanical protection is required.

Construction: Two core i.e. Red and Black laid Parallel To each other with Earth continuity conductor in between the cores.

Embossing is implied on the sheath by the process of indenting usually indicating the size, the origin (i.e., FINLAY BRUSHWARE LTD) and KEBS mark.

Maximum operating temperature, 70°C

Core colours: RED and BLACK
Sheath colour; GREY

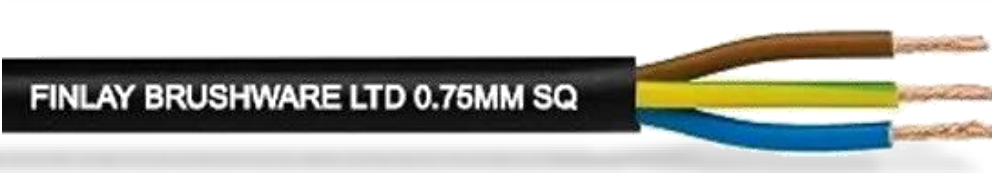
NB: Please find Conductor sizes and Specifications on the Next Page

| REF: | Nominal conductor (mm ²) | Radial thickness of insulation mm | Thickness of sheath mm | No & diameter of wire No/mm | Conductor resistance Ω/km (max) | Overall diameter (mm) | Current carrying capacity in Amperes | Approximate weight in gm/m |
|-------|--------------------------------------|-----------------------------------|------------------------|-----------------------------|---------------------------------|-----------------------|--------------------------------------|----------------------------|
| 6192Y | 1.0mm ² | 0.6 | 0.9 | 1/1.13 | 18.1 | (4.2X6.8) | 13 | 46.5 |
| | 1.5mm ² | 0.7 | 0.9 | 1/1.39 | 12.1 | (4.7X7.8) | 17 | 62.7 |
| | 2.5mm ² | 0.8 | 1.0 | 7/0.674 | 7.41 | (5.7X9.5) | 24 | 100.4 |
| | 4.0mm ² | 0.8 | 1.0 | 7/0.85 | 4.61 | (6.2X10.5) | 32 | 148.8 |

| REF: | Nominal conductor (mm ²) | Size of ECC mm ² | Thickness of insulation mm | Thickness of sheath mm | No & diameter of wire | Conductor resistance Ω/km (max) | Overall diameter (mm) | Current carrying capacity in Amperes | Approximate weight in gm/m |
|-------|--------------------------------------|-----------------------------|----------------------------|------------------------|-----------------------|---------------------------------|-----------------------|--------------------------------------|----------------------------|
| 6242Y | 1.0mm ² | 1.0mm ² | 0.6 | 0.9 | 1/1.13 | 18.1 | (4.4x8.0) | 13 | 64.30 |
| | 1.5mm ² | 1.0mm ² | 0.7 | 0.9 | 1/1.39 | 12.1 | (4.8x8.8) | 17 | 80.08 |
| | 2.5mm ² | 2.5mm ² | 0.8 | 1.0 | 7/0.674 | 7.41 | (5.7x11.6) | 24 | 137.62 |
| | 4.0mm ² | 2.5mm ² | 0.8 | 1.0 | 7/0.85 | 4.61 | (6.5x12.5) | 32 | 170.20 |
| | 6.0mm ² | 2.5mm ² | 0.8 | 1.1 | 7/1.04 | 3.08 | (6.9x13.8) | 40 | 219.16 |
| | 10.0mm ² | 4.0mm ² | 1.0 | 1.2 | 7/1.35 | 1.83 | (8.7x17.5) | 57 | 298.40 |
| | 16.0mm ² | 6.0mm ² | 1.0 | 1.3 | 7/1.70 | 1.15 | (10x21.0) | 76 | 550 |

FLEXIBLE CABLES AND CORDS

REF: 3180Y
Standards: KS 187, KS 192
Voltage rating: 300/500V



Application: Generally used for indoor/outdoor and mostly areas flexing and torsion is likely. Also, are used as temporary power extension cords and portable and movable parts of machines for example, cranes and lifts.

Construction: Flexible cables are made of plain class 5 or 6 copper conductors annealed to the set standards. The sheath should not embed on the insulation so as to easier separation of the cores during installation.

Colour of sheath; white or black

Core identification:

2 core (3182Y); BROWN and BLUE

3 core (3183Y); BROWN, BLUE & YELLOW/GREEN

4 core (3184Y); BROWN, BLUE, YELLOW/GREEN & BLACK

5 core (3185Y); BROWN, BLUE, YELLOW/GREEN, BLACK & GREY

NB: Please find Specification of flexible cables on the next page

| REF: | Nominal conductor (mm ²) | Number and Size of wires (No./mm) | Insulation thickness (mm) | Thickness of sheath (mm) | Overall diameter (mm) | App. Weight (gm/m) | Conductor resistance at 20°C Ω/km (max) |
|-------|--------------------------------------|-----------------------------------|---------------------------|--------------------------|-----------------------|--------------------|---|
| 3182Y | 0.5mm ² | 16/0.20 | 0.6 | 0.8 | 6.0 | 54 | 39.0 |
| 3182Y | 0.75mm ² | 24/0.20 | 0.6 | 0.8 | 6.6 | 56 | 26.0 |
| 3182Y | 1.0mm ² | 32/0.20 | 0.6 | 0.8 | 7.0 | 67 | 19.5 |
| 3182Y | 1.5mm ² | 30/0.25 | 0.7 | 0.8 | 7.6 | 98 | 13.3 |
| 3182Y | 2.5mm ² | 50/0.25 | 0.8 | 1.0 | 9.4 | 160 | 7.98 |
| 3182Y | 4.0mm ² | 56/0.30 | 0.8 | 1.0 | 10.6 | 200 | 4.95 |
| 3183Y | 0.5mm ² | 16/0.20 | 0.6 | 0.8 | 6.5 | 58.0 | 39.0 |
| 3183Y | 0.75mm ² | 24/0.20 | 0.6 | 0.8 | 6.9 | 75 | 26.0 |
| 3183Y | 1.0mm ² | 32/0.20 | 0.6 | 0.8 | 7.4 | 86 | 19.5 |
| 3183Y | 1.5mm ² | 30/0.25 | 0.7 | 0.9 | 8.6 | 120 | 13.3 |
| 3183Y | 2.5mm ² | 50/0.25 | 0.8 | 1.1 | 9.8 | 160 | 7.98 |
| 3183Y | 4.0mm ² | 56/0.30 | 0.8 | 1.1 | 11.8 | 250 | 4.95 |
| 3183Y | 6.0mm ² | 84/0.30 | 0.8 | 1.2 | 13.0 | 349 | 3.30 |
| 3184Y | 0.5mm ² | 16/0.20 | 0.6 | 0.8 | 7.4 | 58.0 | 39.0 |
| 3184Y | 0.75mm ² | 24/0.20 | 0.6 | 0.8 | 8.0 | 80 | 26.0 |
| 3184Y | 1.0mm ² | 32/0.20 | 0.6 | 0.8 | 8.4 | 112 | 19.5 |
| 3184Y | 1.5mm ² | 30/0.25 | 0.7 | 0.9 | 9.0 | 150 | 13.3 |
| 3184Y | 2.5mm ² | 50/0.25 | 0.8 | 1.1 | 10.8 | 205 | 7.98 |
| 3184Y | 4.0mm ² | 56/0.30 | 0.8 | 1.1 | 12.8 | 305 | 4.95 |
| 3184Y | 6.0mm ² | 84/0.30 | 0.8 | 1.2 | 13.8 | 410 | 3.30 |
| 3184Y | 1.0mm ² | 32/0.20 | 0.6 | 0.8 | 7.8 | 105 | 26.0 |
| 3185Y | 1.0mm ² | 32/0.20 | 0.6 | 0.8 | 8.8 | 125 | 26.0 |

Note: all sizes of flexible cables are available on order.

WELDING CABLES

These are flexible cables designed to carry the welding current in arc welding circuits. They are made using fine stranded copper conductors class 5 bare copper rope stranded with nitrile insulation which is impervious to abrasion, oil and diluted acids.

Standards: KS 1637 : 2001
KS 04-187

Colour ; Insulation : WHITE
Outer Sheath : ORANGE



| Cross - Sectional Area (mm ²) | No ^o α Diameter of Wires No ^o /mm | Radial thickness (RT) of Insulation (mm) | Radial thickness (RT) of Outer Sheath (In mm) | Max Resistance@ 20°C Ω/km | Overall Diameter mm |
|---|---|--|---|---------------------------|---------------------|
| 16.0mm ² | 224/0.30 | 1.0 | 1.0 | 1.21 | (9.8 - 10.4) |
| 25mm ² | 350/0.3 | 1.0 | 1.0 | 0.78 | (11.6 - 12.2) |
| 35mm ² | 490/0.3 | 1.0 | 1.0 | 0.554 | (13.0 - 14.0) |
| 50mm ² | 378/0.41 | 1.2 | 1.0 | 0.386 | (15.0 - 16.2) |

POWER CABLES

PVC Insulated PVC sheathed ARMOURED

Cables Reference: 6940X

Voltage rating: 600/1000V

Standards: KS 04-194, KS 187

Construction: Stranded or solid Copper conductors PVC insulated, PVC bedded, Steel wire armoured and PVC sheathed.

Application: Used for industrial wiring. Delinquent to the Cables mechanical strength, it can be laid directly into the ground or can be embedded in trays. The **armour wire** gives the inner wires protection while the outer sheath makes the Cable water-tight in addition to jacketing the whole assembly.

Core Identification

6942X - 2 Core

Red and Black

6943X - 3 Core

Red, Yellow, Blue

6944X - 4 Core

Red, Yellow, Blue, Black

6945X - 5 Core

1,2,3,4,5 and upwards (Multi-core cables)

Colour of sheath; BLACK

Maximum operating temperature 70°C



NB: Please find conductor sizes and specifications on the next page

| REF: | Cross-Sectional Area of Conductor (mm ²) | Thickness of Insulation (mm) | Thickness of Bedding (mm) | Diameter of Armour wire (mm) | Thickness of Outer Sheath (mm) | Overall Diameter OD (mm) | Approx Cable at weight in gm/m |
|-------|--|------------------------------|---------------------------|------------------------------|--------------------------------|--------------------------|--------------------------------|
| 6942X | 1.5 | 0.7 | 0.8 | 0.9 | 1.4 | 12.5 | 280 |
| 6942X | 2.5 | 0.8 | 0.8 | 0.9 | 1.4 | 13.5 | 350 |
| 6942X | 4.0 | 0.8 | 0.8 | 0.9 | 1.4 | 15.4 | 470 |
| 6942X | 6.0 | 0.8 | 0.8 | 0.9 | 1.5 | 16.5 | 550 |
| 6942X | 10.0 | 1.0 | 0.8 | 1.25 | 1.6 | 20.2 | 820 |
| 6942X | 16.0 | 1.0 | 0.8 | 1.25 | 1.6 | 21.8 | 1050 |
| 6943X | 1.5 | 0.7 | 0.8 | 0.9 | 1.4 | 12.8 | 306 |
| 6943X | 2.5 | 0.8 | 0.8 | 0.9 | 1.4 | 14.2 | 379 |
| 6943X | 4.0 | 0.8 | 0.8 | 0.9 | 1.4 | 15.8 | 490 |
| 6943X | 6.0 | 0.8 | 0.8 | 1.25 | 1.5 | 18.0 | 700 |
| 6943X | 10.0 | 1.0 | 0.8 | 1.25 | 1.6 | 21.4 | 960 |
| 6944X | 1.5 | 0.7 | 0.8 | 0.9 | 1.4 | 13.5 | 335 |
| 6944X | 2.5 | 0.8 | 0.8 | 0.9 | 1.4 | 15.0 | 431 |
| 6944X | 4.0 | 0.8 | 0.8 | 1.25 | 1.5 | 17.8 | 640 |
| 6944X | 6.0 | 0.8 | 0.8 | 1.25 | 1.5 | 19.2 | 770 |

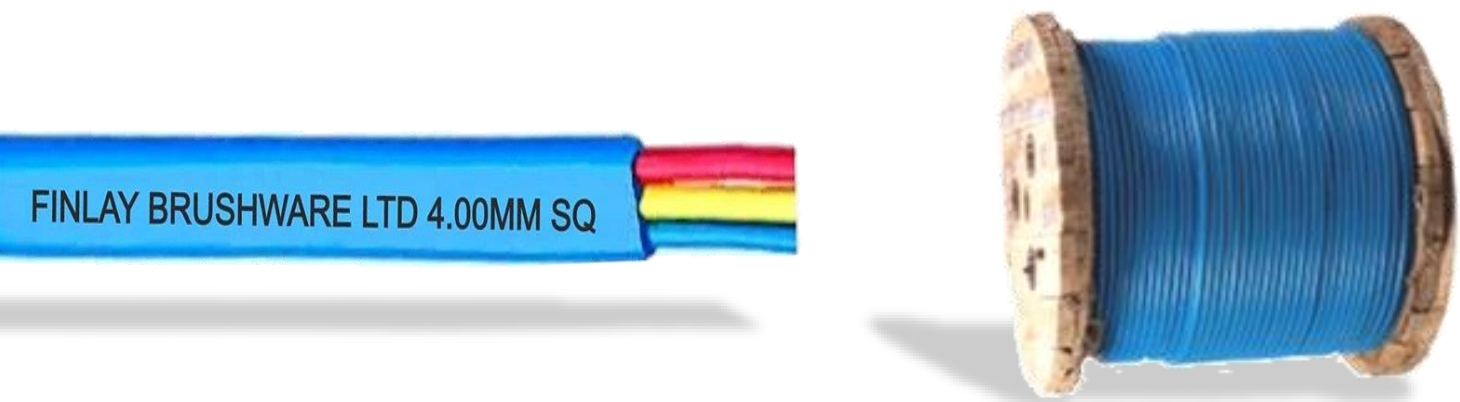
SUBMERSIBLE CABLES

Construction: These are cables made with flexible class 5 Copper conductors They come in Flat and Round shaped. The cores are laid parallel to each other.

Core Identification: 3 Core; Red, Yellow & Blue
4 Core; Red, Yellow, Blue & Green

Colour of sheath; BLACK OR BLUE

Application; These are cables are used for power connections to submersible pumps. They are PVC insulated and PVC sheathed. The PVC utilized is impervious to moisture, water, oil and diluted acids which make it ideal for use in all submerged condition.



| Nominal Cross Sectional area (mm ²) | No of Cores No | Insulation Thickness (mm) | Overall Dimension (mm) | Conductor resistance Ω/km |
|---|----------------|---------------------------|------------------------|---------------------------|
| 0.75 | 3 | 0.6 | (4.1 X 10.0) | 26.0 |
| 1.0 | 3 | 0.6 | (4.4 X 10.8) | 19.5 |
| 1.5 | 3 | 0.7 | (5.0 X 12.0) | 13.3 |
| 2.5 | 3 | 0.8 | (5.8 X 14.6) | 7.98 |
| 4.0 | 3 | 0.8 | (6.6 X 16.6) | 4.95 |
| 6.0 | 3 | 0.8 | (7.2 X 18.4) | 3.30 |
| 0.75 | 4 | 0.6 | (4.1 X 12.2) | 26.0 |
| 1.0 | 4 | 0.6 | (4.4 X 13.4) | 19.50 |
| 1.5 | 4 | 0.7 | (5.4 X 15.0) | 13.30 |
| 2.5 | 4 | 0.8 | (5.8 X 18.0) | 7.980 |
| 4.0 | 4 | 0.8 | (6.6 X 20.8) | 4.95 |
| 6.0 | 4 | 0.8 | (7.2 X 23.2) | 3.30 |



MANUFACTURING RELATIONSHIP, DISTRIBUTING QUALITY

Finlay Brushware Ltd
Clesoi Road, Industrial Area
P.O. Box 3209 - 00600
Nairobi, Kenya

Cell: (+254) 728 465 577 / (+254) 732 669 847
E-mail: info@finlaybrushwareltd.co.ke
Website: www.finlaybrushwareltd.co.ke